





| Part Number | Catalog Number | UPC Code | Description | CA | Wt. Each | Master Ctn. Qty. |
|----------------------|-----------------|--------------|--|----|----------|------------------|
| FireTight™ 4" | | | | | | |
| BG590400 | FT4 | 785235301503 | 4", FireTight Incandescent line voltage non-IC rated housing | • | 14.0 | 1 |
| BG203100 | TA120WBF | 785235182133 | White baffle | • | 0.8 | 6 |
| BG203200 | TA120BF | 785235182140 | Black baffle | • | 0.8 | 6 |
| BG203300 | TA120PS | 785235182157 | Pinhole spot | • | 0.5 | 6 |
| BG203400 | TA120C | 785235182164 | Clear anodized reflector | • | 0.6 | 6 |
| BG203500 | TA120G | 785235182171 | Gold anodized reflector | • | 0.6 | 6 |
| BG203600 | TA120E | 785235182188 | Eyeball w/ white interior | • | 1.0 | 6 |
| BG203700 | TA120WW | 785235182195 | Wall wash w/ black baffle | • | 0.9 | 6 |
| FireTight™ 4" | | | | | | |
| BG590500 | FT4LV | 785235301541 | 4", FireTight line voltage non-IC rated housing | • | 16.5 | 1 |
| BG202100 | TA12WBF | 785235182034 | White baffle | • | 0.8 | 6 |
| BG202200 | TA12BF | 785235182041 | Black baffle | • | 0.8 | 6 |
| BG202300 | TA12C | 785235182058 | Clear anodized reflector | • | 0.6 | 6 |
| BG202400 | TA12G | 785235182065 | Gold anodized reflector | • | 0.6 | 6 |
| BG202500 | TA12E | 785235182072 | Eyeball w/ black interior | • | 1.0 | 6 |
| BG202600 | TA12SL | 785235182089 | Oval slot | • | 0.9 | 6 |
| BG202700 | TA12PS | 785235182096 | Pinhole spot | • | 0.9 | 6 |
| FireTight™ 5" | | | | | | |
| BG590600 | FT5 | 785235301510 | 5", FireTight Incandescent line voltage non-IC rated housing | • | 14.0 | 1 |
| BG239200 | TA55 | 785235160100 | White regressed eyeball | • | 4.2 | 6 |
| BG238300 | TB53 | 785235514132 | Black baffle | • | 3.1 | 12 |
| BG238400 | TBW53 | 785235514149 | White baffle | • | 3.1 | 12 |
| BG239900 | TO52WL | 785235514170 | Open white shower trim | • | 3.2 | 12 |
| BG238800 | TO58 | 785235514187 | Open white reflector trim | • | 2.4 | 6 |
| BG238900 | TO57 | 785235514279 | Open white trim | • | 2.4 | 12 |
| FireTight™ 6" | | | | | | |
| BG590700 | FT6 | 785235301527 | 6", FireTight Incandescent Line Voltage non-IC rated housing | • | 14.0 | 1 |
| BG590800 | FT6CF | 785235041393 | 6", FireTight Compact Fluorescent non-IC rated housing | • | 12.5 | 1 |
| BG719300 | FT6CF2H | 785235176040 | 6", FireTight 2-Hour Fire Resistant Compact Fluorescent non-IC rated housing | • | | 1 |
| BG233800 | TA60 | 785235514316 | White eyeball (FT6 only) | • | 1.5 | 6 |
| BG234100 | TAW65 | 785235514323 | White regressed eyeball (FT6 only) | • | 1.0 | 6 |
| BG234200 | TB60 | 785235514330 | Stepped black baffle (FT6CF2H and FT6 only) | • | 0.4 | 12 |
| BG234300 | TBW60 | 785235514347 | Stepped white baffle (FT6CF2H and FT6 only) | • | 0.4 | 12 |
| BG234400 | TB61 | 785235161046 | Long-neck black baffle (FT6CF2H and FT6 only) | • | 0.3 | 12 |
| BG234500 | TBW61 | 785235514354 | Long-neck white baffle (FT6CF2H and FT6 only) | • | 0.3 | 12 |
| BG234700 | TB62 | 785235514361 | High wattage black baffle (FT6CF2H and FT6 only) | • | 0.3 | 12 |
| BG234600 | TBW62 | 785235514378 | High wattage white baffle (FT6CF2H and FT6 only) | • | 0.3 | 12 |
| KA134401 | TL40 | 785235161725 | Drop opal impact resistant shower lens 40W A-19 (FT6CF only) | • | 0.9 | 6 |
| BE120101 | TL41 | 785235161787 | Drop opal glass with reflector 60W A-19 (FT6CF only) | • | 1.4 | 6 |
| BE120201 | TL42 | 785235161800 | Fresnel glass with reflector 60W A-19 (FT6CF only) | • | 1.3 | 6 |
| BE120301 | TL43 | 785235161763 | Flat opal glass diffuser with reflector 60W A-19 (FT6CF only) | • | 1.3 | 6 |
| BG234800 | TL60 | 785235514385 | Drop Opal shower trim. Non-metallic flange. Wet location listed. (FT6 only) | • | 1.7 | 6 |
| BG234900 | TL61 | 785235514392 | Glass drop opal shower trim. Wet location listed. (FT6CF2H and FT6 only) | • | 2.0 | 6 |
| BG235000 | TL62 | 785235514408 | Fresnel shower trim. Non-metallic flange. Wet location listed. (FT6 only) | • | 1.9 | 6 |
| BG235100 | TL63 | 785235514415 | Domed polycarbonate shower trim. Wet location listed. (FT6CF2H and FT6 only) | • | 1.5 | 6 |
| BG235200 | TL64 | 785235514422 | White albalite flush glass shower trim. Wet location listed. (FT6CF2H and FT6 only) | • | 1.5 | 6 |
| BG235300 | TL65 | 785235514439 | Dome art glass. Textured white metal flange. Wet location listed. (FT6CF2H and FT6 only) | • | 2.5 | 6 |
| BG235500 | TL65Z | 785235514453 | Dome art glass. Zet (silver) metal flange. Wet location listed. (FT6CF2H and FT6 only) | • | 2.5 | 6 |
| BG235600 | TO6 | 785235517188 | White cone (FT6CF2H and FT6 only) | • | 0.4 | 12 |
| BG235900 | TO60B | 785235162609 | Black anodized reflector (FT6CF2H and FT6 only) | • | 0.4 | 12 |
| BG235700 | TO60C | 785235514460 | Clear anodized reflector (FT6CF2H and FT6 only) | • | 0.4 | 12 |
| BG236000 | TO61 | 785235514477 | White open splay (FT6CF2H and FT6 only) | • | 0.4 | 12 |
| BG236200 | TO62 | 785235514484 | White open trim (FT6CF2H and FT6 only) | • | 0.4 | 12 |
| BG236300 | TO63WL | 785235514484 | White open shower trim (FT6 only) | • | 1.0 | 12 |
| BG045700 | TO95S | 785235162777 | Clear Alzak, TBXIC: 26W triple tube C.F.L.; TBX: 26W/32W (FT6CF only) | • | 1.0 | 1 |
| BG236600 | TW61BF | 785235514514 | Wall wash, black baffle (FT6CF2H and FT6 only) | • | 1.0 | 6 |
| BG236500 | TW61WBF | 785235514521 | Wall wash, white baffle (FT6CF2H and FT6 only) | • | 1.0 | 6 |
| BG045500 | TW95S | 785235051606 | Clear Alzak, wall wash, TBXIC: 26W triple tube C.F.L.; TBX: 26W/32W C.F.L. (FT6CF only) | • | 0.6 | 1 |

| Part Number | Catalog Number | UPC Code | Description | CA | Wt. Each | Master Ctn. Qty. |
|---|--|---------------|--|----|----------|------------------|
| LiteBox® | | | | | | |
| 6" Line Voltage Dual Labeled IC/Non-IC | | | | | | |
| BG931600 |  DBX New | 785235041522 | 6", line voltage housing for new construction. Dual labeled for IC/non-IC. | • | 4.3 | 8 |
| BG931700 | DBX QC New | 785235041539 | 6", line voltage housing for new construction. Dual labeled for IC/non-IC, quick connect. | • | 4.3 | 8 |
| BG233700 | RMN1CD | 785235514309 | 6", line voltage remodel housing. Dual labeled for IC/non-IC. | • | 3.0 | 6 |
| BG233800 | TA60 | 785235514316 | White eyeball | • | 1.5 | 6 |
| BG234100 | TAW65 | 785235514323 | White regressed eyeball | • | 1.0 | 6 |
| BG234200 | TB60 | 785235514330 | Stepped black baffle | • | 0.4 | 12 |
| BG234300 | TBW60 | 785235514347 | Stepped white baffle | • | 0.4 | 12 |
| BG234400 | TB61 | 7852355161046 | Long-neck black baffle | • | 0.3 | 12 |
| BG234500 | TBW61 | 785235514354 | Long-neck white baffle | • | 0.3 | 12 |
| BG234700 | TB62 | 785235514361 | High wattage black baffle | • | 0.3 | 12 |
| BG234600 | TBW62 | 785235514378 | High wattage white baffle | • | 0.3 | 12 |
| BG234800 | TL60 | 785235514385 | Drop Opal shower trim. Non-metallic flange. Wet location listed. | • | 1.7 | 6 |
| BG234900 | TL61 | 785235514392 | Glass drop opal shower trim. Wet location listed. | • | 2.0 | 6 |
| BG235000 | TL62 | 785235514408 | Fresnel shower trim. Non-metallic flange. Wet location listed. | • | 1.9 | 6 |
| BG235100 | TL63 | 785235514415 | Domed polycarbonate shower trim. Wet location listed. | • | 1.5 | 6 |
| BG235200 | TL64 | 785235514422 | White albalite flush glass shower trim. Wet location listed. | • | 1.5 | 6 |
| BG235300 | TL65 | 785235514439 | Textured dome art glass. White metal flange. | • | 2.5 | 6 |
| BG235500 | TL65Z | 785235514453 | Textured dome art glass. Zet (silver) metal flange. | • | 2.5 | 6 |
| BG235600 | TO6 | 785235517188 | White cone | • | 0.4 | 12 |
| BG235900 | TO60B | 7852355162609 | Black anodized reflector | • | 0.4 | 12 |
| BG235700 | TO60C | 785235514460 | Clear anodized reflector | • | 0.4 | 12 |
| BG236000 | TO61 | 785235514477 | White open splay | • | 0.4 | 12 |
| BG236200 | TO62 | 785235514484 | White open trim | • | 0.4 | 12 |
| BG236300 | TO63WL | 785235514484 | White open shower trim, wet location listed. | • | 1.0 | 12 |
| BG236600 | TW61BF | 785235514514 | Wall wash, black baffle | • | 1.0 | 6 |
| BG236500 | TW61WBF | 785235514521 | Wall wash, white baffle | • | 1.0 | 6 |
| LiteBox® | | | | | | |
| 6" Compact Fluorescent IC/AirShield™ Rated | | | | | | |
| BG718800 |  IBX13ICAT | 7852355176057 | 6" 13W IC/Air Shield | • | | |
| BG943500 | IBX18ICAT | 785235041409 | 6" 18W IC/Air Shield | • | | |
| BG893900 | IBX26ICAT | 785235041348 | 6" 26W IC/Air Shield | • | | |
| BG234200 | TB60 | 785235514330 | Stepped black baffle | • | 0.4 | 12 |
| BG234400 | TB61 | 7852355161046 | Long-neck black baffle | • | 0.3 | 12 |
| BG234700 | TB62 | 785235514361 | High wattage black baffle | • | 0.3 | 12 |
| BG234300 | TBW60 | 785235514347 | Stepped white baffle | • | 0.4 | 12 |
| BG234500 | TBW61 | 785235514354 | Long-neck white baffle | • | 0.3 | 12 |
| BG234600 | TBW62 | 785235514378 | High wattage white baffle | • | 0.3 | 12 |
| BG234800 | TL60 | 785235514385 | Drop Opal shower trim. Non-metallic flange. Wet location listed. | • | 1.7 | 6 |
| BG234900 | TL61 | 785235514392 | Glass drop opal shower trim. Wet location listed. | • | 2.0 | 6 |
| BG235000 | TL62 | 785235514408 | Fresnel shower trim. Non-metallic flange. Wet location listed. | • | 1.9 | 6 |
| BG235100 | TL63 | 785235514415 | Domed polycarbonate shower trim. Wet location listed. | • | 1.5 | 6 |
| BG235200 | TL64 | 785235514422 | White albalite flush glass shower trim. Wet location listed. | • | 1.5 | 6 |
| BG235300 | TL65 | 785235514439 | Textured dome art glass. White metal flange. | • | | 6 |
| BG235500 | TL65Z | 785235514453 | Textured dome art glass. Zet metal flange. | • | | 6 |
| BG235600 | TO6 | 785235517188 | White cone | • | 0.4 | 12 |
| BG235900 | TO60B | 7852355162609 | Black anodized reflector | • | 0.4 | 12 |
| BG235700 | TO60C | 785235514460 | Clear anodized reflector | • | 0.4 | 12 |
| BG236000 | TO61 | 785235514477 | White open splay | • | 0.4 | 12 |
| BG236200 | TO62 | 785235514484 | White open trim | • | 0.4 | 12 |
| BG236600 | TW61BF | 785235514514 | Wall wash, black baffle | • | 1.0 | 6 |
| BG236500 | TW61WBF | 785235514521 | Wall wash, white baffle | • | 1.0 | 6 |
| LiteBox® | | | | | | |
| 5" Line Voltage IC and Non-IC Rated | | | | | | |
| BG238200 |  BX5 | 785235514095 | 5", line voltage non-IC rated housing for new or remodel construction. | • | | 6 |
| BG238100 | IBX5 | 785235514101 | 5", line voltage IC rated housing for new construction. <i>Air Shield™</i> rated when used with G5 gasket. | • | | 4 |
| BG239200 | TA55 | 7852355160100 | White regressed eyeball | • | 4.2 | 6 |
| BG238300 | TB53 | 785235514132 | Black baffle | • | 3.1 | 12 |
| BG238400 | TBW53 | 785235514149 | White baffle | • | 3.1 | 12 |
| BG239900 | TO52WL | 785235514170 | Open white shower trim, wet location listed | • | 3.2 | 12 |
| BG238900 | TO57 | 785235514279 | Open white trim | • | 2.4 | 12 |
| BG238800 | TO58 | 785235514187 | Open white reflector trim | • | 2.4 | 6 |
| LiteBox® | | | | | | |
| 4" Low Voltage IC and Non-IC | | | | | | |
| BG202000 |  BX4-12 | 7852355182027 | 4", low voltage non-IC housing for new construction. | • | | 6 |
| BG201900 | IBX4-12 | 7852355182010 | 4", low voltage IC housing for new construction. <i>Air Shield™</i> rated | • | | 6 |
| BG201800 | RMN4-12 | 7852355182003 | 4", low voltage non-IC remodel housing. | • | | 6 |
| BG202100 | TA12WBF | 7852355182034 | White baffle | • | 0.8 | 6 |
| BG202200 | TA12BF | 7852355182041 | Black baffle | • | 0.8 | 6 |
| BG202300 | TA12C | 7852355182058 | Clear anodized reflector | • | 0.6 | 6 |
| BG202400 | TA12G | 7852355182065 | Gold anodized reflector | • | 0.6 | 6 |
| BG202500 | TA12E | 7852355182072 | Eyeball w/ black interior | • | 1.0 | 6 |
| BG202600 | TA12SL | 7852355182089 | Oval slot | • | 0.9 | 6 |
| BG202700 | TA12PS | 7852355182096 | Pinhole spot | • | 0.9 | 6 |

| Part Number | Catalog Number | UPC Code | Description | CA | Wt. Each | Master Ctn. Qty. |
|--------------------------------------|-----------------|--------------|--|----|----------|------------------|
| LiteBox® | | | | | | |
| 4" Line Voltage IC and Non-IC | | | | | | |
| BG203000 | BX4-120 | 785235182126 | 4", line voltage non-IC housing for new construction. | ● | 3.3 | 6 |
| BG202800 | IBX4-120 | 785235182102 | 4", line voltage IC housing for new construction. <i>Air Shield™ rated</i> | ● | 5.7 | 6 |
| BG202900 | RMN4-120 | 785235182355 | 4", line voltage non-IC remodel housing. | ● | 1.6 | 6 |
| BG203100 | TA120WBF | 785235182133 | White baffle | ● | 0.8 | 6 |
| BG203200 | TA120BF | 785235182140 | Black baffle | ● | 0.8 | 6 |
| BG203300 | TA120PS | 785235182157 | Pinhole spot | ● | 0.9 | 6 |
| BG203400 | TA120C | 785235182164 | Clear anodized reflector | ● | 0.6 | 6 |
| BG203500 | TA120G | 785235182171 | Gold anodized reflector | ● | 0.6 | 6 |
| BG203600 | TA120E | 785235182188 | Eyeball w/ white interior | ● | 1.0 | 6 |
| BG203700 | TA120WW | 785235182195 | Wall wash w/ black baffle | ● | 0.9 | 6 |



LiteFrame 6" and 8" Compact Fluorescent Downlights

| | | | | | | |
|----------|--------------------|--------------|---|---|-----|---|
| BG743600 | LF6CFH213EB | 785235128247 | 6" horizontal, 2-lamp 13W Quad tube housing | ● | 8.7 | 2 |
| BG744300 | LF6CFH218EB | 785235128254 | 6" horizontal, 2-lamp 18W Quad tube housing | ● | 8.7 | 2 |
| BG745000 | LF6CFH226EB | 785235128261 | 6" horizontal, 2-lamp 26W Quad tube housing | ● | 8.7 | 2 |
| BG946500 | LF6CFH132EB | 785235041423 | 6" horizontal, 1-lamp 26/32/42W Triple tube housing | ● | 7.5 | 2 |
| BG749200 | LF6CFV32EB | 785235128292 | 6" vertical, 26/32/42W Triple tube housing | ● | 7.5 | 2 |
| BG747800 | LF8CFH226EB | 785235128278 | 8" horizontal, 2-lamp 26W triple tube housing | ● | 8.7 | 2 |
| BG748500 | LF8CFH132EB | 785235128285 | 8" horizontal, 1-lamp 26/32/42W triple tube housing | ● | 8.7 | 2 |
| BG934300 | LF8CFH232EB | 785235041379 | 8" horizontal 2-lamp, 26/32/42W Triple tube housing | ● | 7.5 | 2 |
| BG749900 | LF8CFV32EB | 785235128308 | 8" vertical 1-lamp 26/32/42W triple tube housing | ● | 7.5 | 2 |
| BG728300 | 6CFH | 785235109505 | 6" horizontal, 2-lamp CF, clear Alzak | ● | 3.7 | 6 |
| BG733100 | 6CFV | 785235109536 | 6" vertical, 2-lamp CF, clear Alzak | ● | 4.5 | 6 |
| BG729900 | 8CFH | 785235109512 | 8" horizontal 2-lamp Quad CF, clear Alzak | ● | 5.1 | 6 |
| BG731500 | 8CFH1 | 785235109529 | 8" horizontal 1-lamp Triple CF, clear Alzak | ● | 4.5 | 6 |
| BG933900 | 8CFH2 | 785235041362 | 8" horizontal 2-lamp Triple CF, clear Alzak | ● | 4.5 | 6 |
| BG734700 | 8CFV | 785235109543 | 8" vertical CF, clear Alzak | ● | 5.1 | 6 |



LiteFrame 6" and 8" Incandescent & HID Downlights

| | | | | | | |
|----------|---------------|--------------|--|---|-----|---|
| BG750600 | LF6INC | 785235128315 | 6" A-21 or PAR-38 lamp | ● | 9.1 | 2 |
| BG750800 | LF8INC | 785235128322 | 8" A-21 or PAR-38 lamp | ● | 9.1 | 2 |
| BG751000 | LF6MH | 785235128339 | 6" vertical MH open downlight (See below for bar hangers for T-bar installation) | ● | 7.6 | 2 |
| BG751400 | LF8MH | 785235128346 | 8" vertical MH open downlight (See below for bar hangers for T-bar installation) | ● | 7.6 | 2 |
| BG736300 | 6V | 785235109550 | 6" vertical INC, clear Alzak | ● | 3.5 | 6 |
| BG736400 | 6VCG | 785235109567 | 6" vertical INC, Champagne Gold Alzak | ● | 3.2 | 6 |
| BG738000 | 8V | 785235109574 | 8" vertical INC, clear Alzak | ● | 5.2 | 6 |
| BG739700 | 6MHV | 785235109581 | 6" vertical MH, clear Alzak | ● | 1.1 | 2 |
| BG741300 | 8MHV | 785235109604 | 8" vertical MH, clear Alzak | ● | 1.7 | 2 |

Downlighting Accessories

| | | | | | | |
|----------|--------------|--------------|---|---|-----|---|
| BE767500 | B24 | 785235103633 | Set of two 24" bar hangers for T-Bar ceilings | ● | 1.0 | 1 |
| AE101000 | B6 | 785235208567 | Set of two bar hangers for ceiling joists up to 24" centers | ● | 0.9 | 1 |
| SA201000 | FSDFI | 785235514712 | Fuse kit for field installation | ● | 0.3 | 1 |



Ceiling Mounted & Incandescent-A-Lamp

| | | | | | | |
|----------|-------------|--------------|--|---|-----|---|
| KA217318 | 9424 | 785235166249 | 60W A-19, trimline polycarbonate drum light | ● | 1.3 | 6 |
| CD302508 | 4020 | 785235214216 | Black diecast aluminum base, ADA compliant, wet location | ● | 4.3 | |



Surface Cross Baffle with Multi-volt HPF Electronic Ballast

| | | | | | | |
|----------|----------------------|--------------|---------------------------|---|-----|---|
| BE805101 | CFSCB813EB WH | 785235112710 | (2) 13W Twin tube, white. | ● | 4.3 | 1 |
| BE805301 | CFSCB826EB WH | 785235112727 | (2) 26W Quad tube, white. | ● | 5.0 | 1 |
| BE588800 | STCB8CL | 785235051408 | 8" Specular clear Alzak | ● | 1.0 | 1 |



Aisle Lights

| | | | | | | |
|----------|-----------------------|--------------|--|---|-----|---|
| AD300300 | AL | 785235127349 | 15W A15 Incandescent | ● | 0.0 | 1 |
| BE984100 | ALCF9 120V HPF | 785235112192 | 9W Twin tube, magnetic HPF ballast | ● | 2.4 | 1 |
| BE983700 | ALCFQ13EB | 785235112208 | 13W Quad, multi-volt electronic ballast | ● | 4.0 | 1 |
| KA506318 | ALE BL | 785235051019 | Black Complete housing and faceplate | ● | 3.1 | |
| KA506301 | ALE WH | 785235051026 | White Complete housing and faceplate | ● | 3.1 | 1 |
| AD301518 | LFG BL | 785235051200 | Black Screw type, louvered faceplate and glass only | ● | 1.3 | |
| AD301572 | LFG BZ | 785235051217 | Bronze Screw type, louvered faceplate and glass only | ● | 1.3 | |
| AD30151Z | LFG Z | 785235051224 | Zet Screw type, louvered faceplate and glass only | ● | 1.3 | |